




**MONDAYS WEDNESDAYS AND SATURDAYS**

	Days of Operation:				
	<b>MW</b>	<b>S</b>		<b>MW</b>	<b>S</b>
<b>WARWICK BUS STATION</b>	....	<b>1032</b>	<b>SOLIHULL POPLAR ROAD</b>	<b>1345</b>	<b>1345</b>
Hatton Park Charingworth Drive	....	1040	Knowle Green	1355	1355
<b>HATTON GREEN</b>	<b>1045</b>	<b>1045</b>	Chadwick End opp. Orange Tree	1401	1401
Little Shrewley Crossroads	1048	1048	Baddesley Clinton	1403	1403
Hatton Railway Station			Lapworth Old Warwick Road / Station Road	R	R
Shewley Common Crossroads	1050	1050	<b>ROWINGTON CHURCH</b>	<b>R</b>	<b>R</b>
<b>ROWINGTON CHURCH</b>	<b>1053</b>	<b>1053</b>	Shewley Common Crossroads	R	R
Lapworth Old Warwick Road / Station Road	1057	1057	Hatton Railway Station	R	R
Baddesley Clinton	1103	1103	Little Shrewley Crossroads	R	R
Chadwick End Orange Tree	1104	1104	<b>HATTON GREEN</b>	<b>R</b>	<b>R</b>
Knowle Green	1110	1110	Hatton Park Charingworth Drive	....	R
<b>SOLIHULL POPLAR ROAD</b>	<b>1120</b>	<b>1120</b>	<b>WARWICK BUS STATION</b>	<b>....</b>	<b>R</b>
CODES: MW - Mondays & Wednesdays S - Saturdays R - Calls on request  Telephone booking required from this point					

**THIS WHEELCHAIR ACCESSIBLE FLEXIBUS SERVICE IS FINANCIALLY SUPPORTED BY WARWICKSHIRE COUNTY COUNCIL**

**Operator: A & M GROUP TELEPHONE: 0500 212225**